

DIE No	DESCRIPTION	DIE No	DESCRIPTION
UA 1006	LADDER RUNG	UA 2229	DOOR TRACK
UA 1340	LT7 DOOR CAP	UA 2251	51mm FLUTED COLUMN
UA 1341	SLIDING DOOR TRACK	UA 2252	84mm FLUTED COLUMN
UA 1342	3mm SPLIT TEE	UA 2303	FLUTED HANDLE
UA 1343	SLIDING DOOR TEE	UA 2339	PICTURE FRAME
UA 1345	DOOR TEE	UA 2462	TICKET HOLDER
UA 1346	TICKET HOLDER	UA 2482	TICKET HOLDER
UA 1347	TICKET HOLDER	UA 2483	TICKET HOLDER
UA 1348	TICKET HOLDER	UA 2516	CUSTOMWOOD INSERT
UA 1352	GLASS SILL	UA 2586	GLASS BLOCK SURROUND
UA 1353	GLASSTRACK Top	UA 2589	SHELF BRACKET Melteca
UA 1354	GLASSTRACK Base	UA 2667	LADDER RUNG
UA 1356	GLASS JOINTER	UA 2764	PLANK - DECK SIDE
UA 1358	PICTURE FRAME	UA 2851	OVAL
UA 1359	PICTURE FRAME	UA 2852	SLATWALL INSERT
UA 1363	CUPBOARD PULL	UA 2899	PLANK - DECK EXTENSION
UA 1369	HINGE	UA 2906	DIN RAIL
UA 1370	HINGE	UA 2987	SLIDING DOOR TRACK
UA 1390	STAKE ANGLE	UA 2988	SLIDING DOOR PELMET
UA 1391	SHOWER FRAME	UA 3006	AWNING FRAME
UA 1392	SHOWER FRAME	UA 3016	4mm SPLIT TEE
UA 1492	SCALLOP MOULD	UA 3096	SINGLE DOOR TRACK
UA 1643	DRAWER PULL	UA 3097	DOUBLE DOOR TRACK
UA 1644	BOTTLE OPENER	UA 3098	PELMET
UA 1663	F - SECTION	UA 3151	ANGLE
UA 1678	SHELF BRACKET	UA 3179	GLASS BLOCK SURROUND
UA 1679	SHELF BRACKET	UA 3180	GLASS BLOCK SPACER
UA 1950	DRAWER PULL	UA 3219	WINTERLITE CAPPING
UA 1951	COLONIAL BEAD	UA 3266	HANGING FILE RAIL
UA 1952	COLONIAL BEAD	UA 3465	TOE BOARD
UA 1973	TICKET HOLDER	UA 3703	TRACK
UA 2000	PICTURE FRAME	UA 3769	SLIDING DOOR TEE
UA 2039	PICTURE FRAME	UA 4130	GLASS CHANNEL
UA 2070	FLUTED TUBE	UA 4382	CONCRETE SCREED
UA 2086	FLASHING	UA 4473	BENCH SEAT TOP
UA 2154	DOOR TRACK	UA 4779	HEX NUT
UA 2213	PICTURE FRAME	UA 5949	TOILET PARTITION CHANNEL
UA 2221	DOOR TRACK		

DIAGRAMS ACTUAL SIZE UNLESS OTHERWISE INDICATED.
DIAGRAMS ARE SCHEMATIC ONLY AND NOT INTENDED AS SPECIFICATION DRAWINGS.
OAD = OVERALL DIMENSIONS
P = EXT PERIPHERY



© ULLRICH ALUMINIUM CO LTD

UA 1341

SLIDING DOOR TRACK
kg/m 0.083 P 37
OAD 12 x 7

**UA 1341****UA 1343****UA 3769****UA 1342**

3mm SPLIT TEE
kg/m 1.035 P 226
OAD 57 x 32

UA 1343

SLIDING DOOR TEE
k/gm 0.173 P 66
OAD 20.3 x 13.5

**UA 2154****UA 2229****UA 1345****UA 1345**

DOOR TEE
kg/m 0.146 P 65
OAD 15.8 x 19

UA 2154

DOOR TRACK
kg/m 0.143 P 48
OAD 19 x 6

UA 2229

DOOR TRACK
kg/m 0.241 P 95
OAD 25 x 22.8

**UA 1342****UA 3016****UA 3016**


4mm SPLIT TEE
k/gm 1.039 P 226
OAD 57 x 32

UA 3769

SLIDING DOOR TEE
k/gm 0.364 P 81
OAD 25.4 x 15.9




DIAGRAMS ACTUAL SIZE UNLESS OTHERWISE INDICATED.
DIAGRAMS ARE SCHEMATIC ONLY AND NOT INTENDED AS SPECIFICATION DRAWINGS.
OAD = OVERALL DIMENSIONS
P = EXT PERIPHERY
© ULLRICH ALUMINIUM CO LTD



UA 2764

(Slide Fit)



UA 2899

UA 1352



UA 1353



UA 1354



UA 1356



UA 1363



UA 1643



UA 1950



UA 1352

6mm GLASS SILL
kg/m 0.182 P 100
OAD 32 x 9.5

UA 1353

6mm GLASS TRACK Top
kg/m 0.232 P 131
OAD 23 x 14

UA 1354

6mm GLASS TRACK Base
kg/m 0.179 P 99
OAD 23 x 8

UA 1356

6mm GLASS JOINTER
kg/m 0.159 P 82
OAD 16 x 10.5

UA 1363

16mm CUPBOARD PULL
kg/m 0.314 P 130
OAD 34 x 18

UA 1643

16mm DRAWER PULL
kg/m 0.546 P 164
OAD 44 x 17.4

UA 1950

19mm DRAWER PULL
kg/m 0.633 P 167
OAD 44 x 19.5

UA 2764

PLANK - DECK SIDE
kg/m 2.050 P 416
OAD 118.6 x 50 Infill 113

UA 2899

PLANK - DECK EXTENSION
kg/m 2.039 P 419
OAD 122.8 x 50

INFILLS SOLD SEPARATELY

DIAGRAMS ACTUAL SIZE UNLESS OTHERWISE INDICATED. DIAGRAMS ARE SCHEMATIC ONLY AND NOT INTENDED AS SPECIFICATION DRAWINGS.
OAD = OVERALL DIMENSIONS
P = EXT PERIPHERY
© ULLRICH ALUMINIUM CO LTD



UA 1340

LT7 DOOR CAP
kg/m 0.508 P 254
OAD 65 x 43

UA 1358

PICTURE FRAME Small
kg/m 0.248 P 120
OAD 22 x 13

UA 1359

PICTURE FRAME Large
kg/m 0.301 P 143
OAD 23.8 x 22

UA 2000

PICTURE FRAME
kg/m 0.144 P 86
OAD 16.3 x 13.1

UA 2039

PICTURE FRAME
kg/m 0.164 P 103
OAD 20.5 x 12.5

UA 2213

PICTURE FRAME
kg/m 0.151 P 104
OAD 20.5 x 12.5

UA 2221

DOOR TRACK
kg/m 0.378 P 178
OAD 30 x 25

UA 2339

PICTURE FRAME
kg/m 0.108 P 84
OAD 15.7 x 12.2

UA 3006

AWNING FRAME
kg/m 0.381 P 127
OAD 23 x 23

UA 3703



TRACK
kg/m 0.116 P 81
OAD 19.1 x 9.3

UA 4130

GLASS CHANNEL
kg/m 0.165 P 105
OAD 18 x 18

UA 2000**UA 2339****UA 2213****UA 2039****UA 1358****PICTURE FRAME ASSEMBLY CORNER SETS**

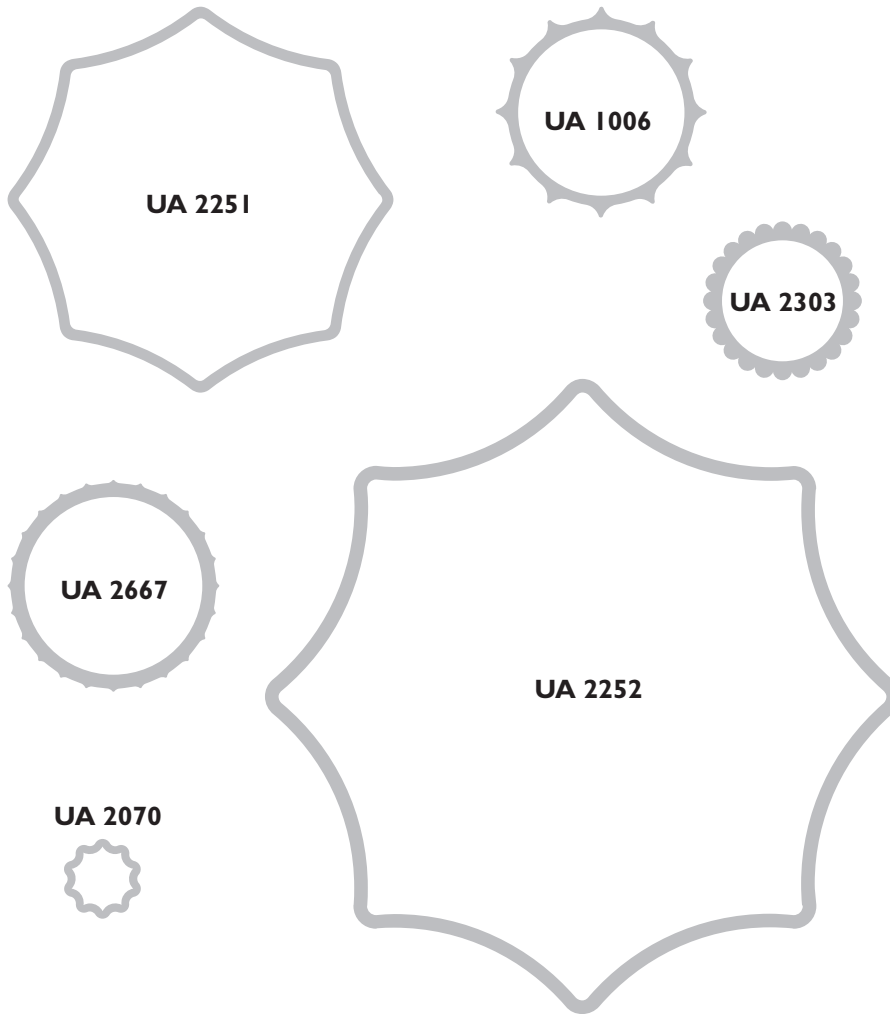
Available
Code: PICCORNERSET

UA 1359**UA 2221****UA 1340****UA 3703****UA 3006****UA 4130****UA 5949****UA 5949**

17.8mm TOILET PARTITION CHANNEL
kg/m 0.235 P 119
OAD 21.6 x 20



DIAGRAMS ACTUAL SIZE UNLESS OTHERWISE INDICATED.
DIAGRAMS ARE SCHEMATIC ONLY AND NOT INTENDED AS SPECIFICATION DRAWINGS.
OAD = OVERALL DIMENSIONS
P = EXT PERIPHERY
© ULLRICH ALUMINIUM CO LTD



UA 1006
LADDER RUNG
kg/m 0.368 P 96
OAD 28 x 28

UA 2070
FLUTED TUBE
kg/m 0.082 P 34
OAD 10.56 x 10.56

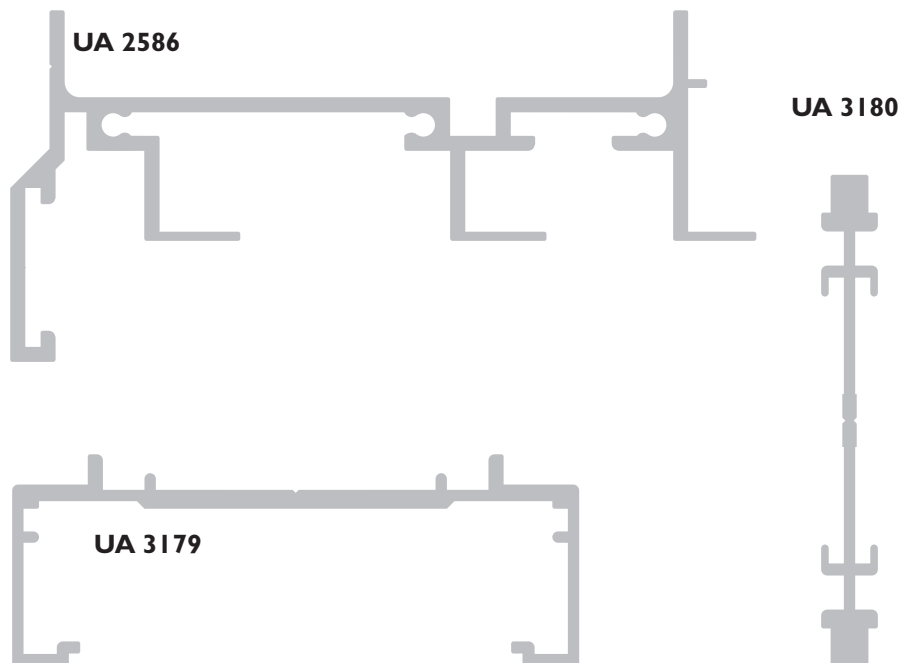
UA 2251
51mm FLUTED COLUMN
kg/m 0.622 P 159
OAD 51.4 x 51.4

UA 2252
84mm FLUTED COLUMN
kg/m 1.264 P 267
OAD 84 x 84

UA 2303
FLUTED HANDLE
kg/m 0.345 P 77
OAD 21 x 21

UA 2586
GLASS BLOCK SURROUND
kg/m 1.437 P 523
OAD 98.7 x 46.5

UA 2667
LADDER RUNG
kg/m 0.356 P 100
OAD 28 x 28



UA 3179
GLASS BLOCK SURROUND
kg/m 0.793 P 308
OAD 75 x 24

UA 3180
GLASS BLOCK SPACER
kg/m 0.527 P 196
OAD 65 x 7.5

DIAGRAMS ACTUAL SIZE UNLESS OTHERWISE INDICATED.
DIAGRAMS ARE SCHEMATIC ONLY AND NOT INTENDED AS SPECIFICATION DRAWINGS.
OAD = OVERALL DIMENSIONS
P = EXT PERIPHERY
© ULLRICH ALUMINIUM CO LTD



UA 1369

HINGE

kg/m 0.590 P 115

OAD 49.2 x 14.5

UA 1370

HINGE

kg/m 0.607 P 118

OAD 49.2 x 14.5

UA 1492

SCALLOP MOULD

kg/m 0.729 P 131

OAD 63.5 x 6.35

UA 1644

BOTTLE OPENER

kg/m 0.989 P 147

OAD 60 x 15.2

UA 2851

OVAL

kg/m 0.138 P 40

OAD 18.8 x 3.7

UA 2906

DIN RAIL

kg/m 0.353 P 141

OAD 35.5 x 13

UA 3151

ANGLE

kg/m 2.307 P 437

OAD 185 x 40

UA 4779

HEX NUT

kg/m 0.540 P 59

OAD 19.48 x 17

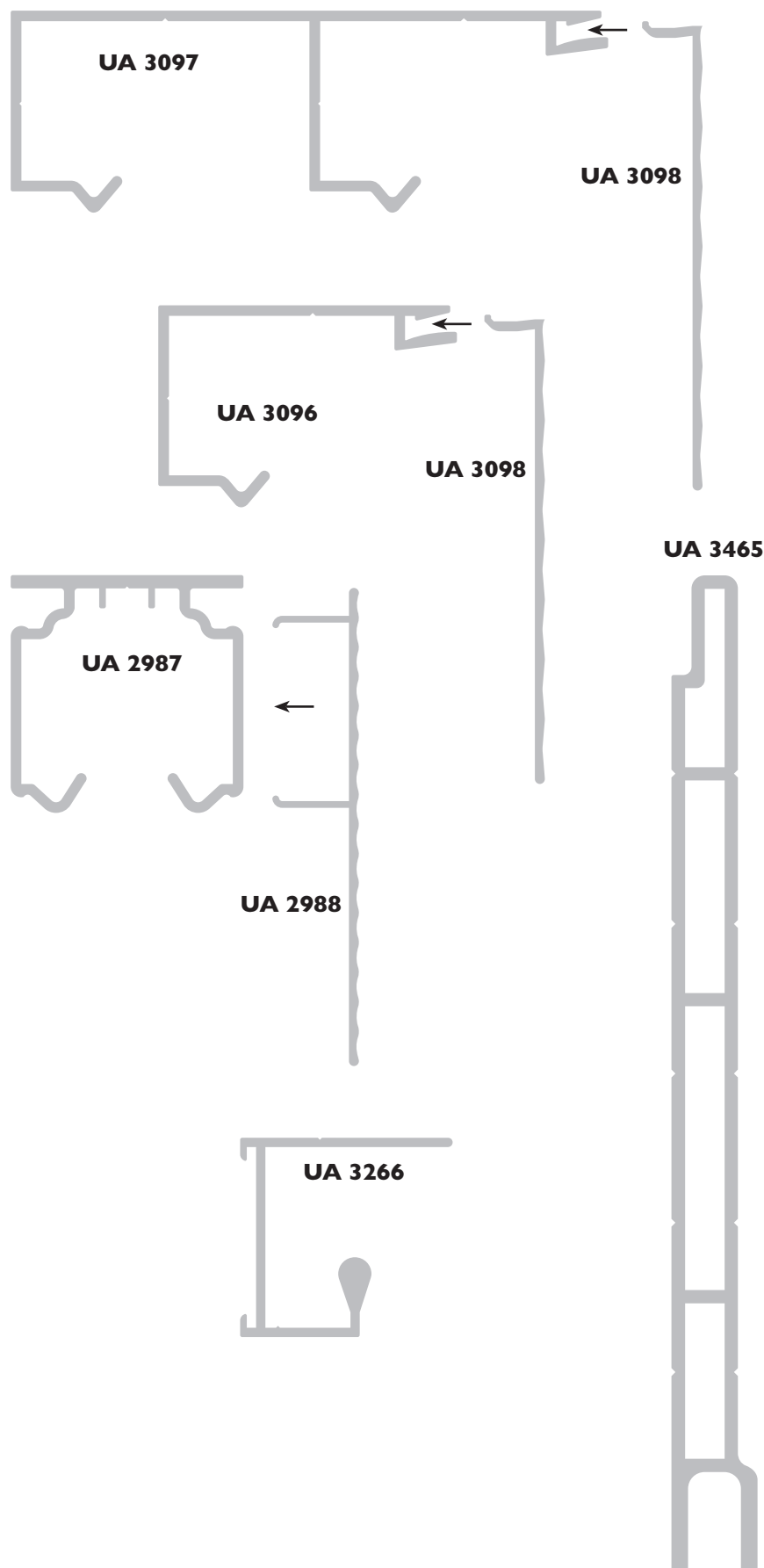
UA 1492**UA 3151****UA 1370****UA 1369****UA 2906****UA 2851****UA 1644****UA 4779**

DIAGRAMS ACTUAL SIZE UNLESS
OTHERWISE INDICATED.
DIAGRAMS ARE SCHEMATIC ONLY
AND NOT INTENDED AS
SPECIFICATION DRAWINGS.

OAD = OVERALL DIMENSIONS

P = EXT PERIPHERY

© ULLRICH ALUMINIUM CO LTD



UA 2987
SLIDING DOOR TRACK
kg/m 0.629 P 279
OAD 35.8 x 35.05

UA 2988
SLIDING DOOR PELMET
kg/m 0.318 P 194
OAD 72 x 11.55

UA 3096
SINGLE DOOR TRACK
kg/m 0.435 P 203
OAD 45 x 30.4

UA 3097
DOUBLE DOOR TRACK
kg/m 0.818 P 380
OAD 90 x 30.4

UA 3098
PELMET
kg/m 0.279 P 163
OAD 70.65 x 9.1

UA 3266
HANGING FILE RAIL
kg/m 0.389 P 188
OAD 32 x 30

UA 3465
TOE BOARD
kg/m 1.821 P 395
OAD 150 x 13

DIAGRAMS ACTUAL SIZE UNLESS
OTHERWISE INDICATED.
DIAGRAMS ARE SCHEMATIC ONLY
AND NOT INTENDED AS
SPECIFICATION DRAWINGS.
OAD = OVERALL DIMENSIONS
P = EXT PERIPHERY



© ULLRICH ALUMINIUM CO LTD

UA 2516
CUSTOMWOOD INSERT
kg/m 0.165 P 104
OAD 23 x 12

UA 2852
SLATWALL INSERT
kg/m 0.224 P 40
OAD 32 x 12.5

UA 4382
CONCRETE SCREED
kg/m 1.234 P 457
OAD 70 x 50

UA 4473
BENCH SEAT TOP
kg/m 2.787 P 870
OAD 254 x 55


UA 2516



UA 2852




UA 4382



DIAGRAMS ACTUAL SIZE UNLESS
OTHERWISE INDICATED.
DIAGRAMS ARE SCHEMATIC ONLY
AND NOT INTENDED AS
SPECIFICATION DRAWINGS.
OAD = OVERALL DIMENSIONS
P = EXT PERIPHERY

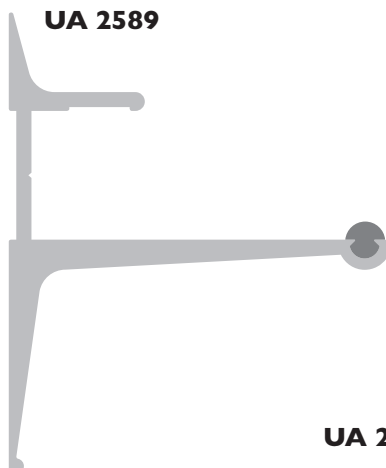
© ULLRICH ALUMINIUM CO LTD



UA 1679



UA 1678



UA 2589

UA 1663



UA 1390

STAKE ANGLE fits 1391
kg/m 1.317 P 223
OAD 35 x 35

UA 1391

SHOWERSCREEN FRAME
kg/m 0.341 P 107
OAD 30.5 x 10.5

UA 1392

SHOWERSCREEN FRAME
kg/m 0.430 P 136
OAD 25.5 x 25.5

UA 1663

7.9mm F SECTION
kg/m 0.302 P 100
OAD 23.8 x 15


UA 1678

16mm SHELF BRACKET
kg/m 0.859 P 251
OAD 60 X 50 Infill 4386

UA 1679

6mm SHELF BRACKET
kg/m 0.505 P 197
OAD 50 x 35 Infill 4386

UA 2086



UA 1952



UA 1951

COLONIAL BEAD
kg/m 0.174 P 84
OAD 19.2 x 10

UA 1391



UA 1952

COLONIAL BEAD
kg/m 0.121 P 58
OAD 19.2 x 3.8

UA 1392



UA 1951



UA 2086

FLASHING
kg/m 0.225 P 141
OAD 40 x 38

UA 2589

17mm SHELF BRACKET Melteca
kg/m 0.861 P 252
OAD 61 x 50 Infill 4386

UA 1390



UA 3219



UA 3219

WINTERLITE CAPPING
kg/m 0.762 P 285
OAD 47 x 39

INFILLS SOLD SEPARATELY

DIAGRAMS ACTUAL SIZE UNLESS OTHERWISE INDICATED. DIAGRAMS ARE SCHEMATIC ONLY AND NOT INTENDED AS SPECIFICATION DRAWINGS.
OAD = OVERALL DIMENSIONS
P = EXT PERIPHERY
© ULLRICH ALUMINIUM CO LTD



UA 1346
28mm TICKET HOLDER
kg/m 0.172 P 84
OAD 32 x 9

UA 1347
19mm TICKET HOLDER
kg/m 0.069 P 53
OAD 21 x 3

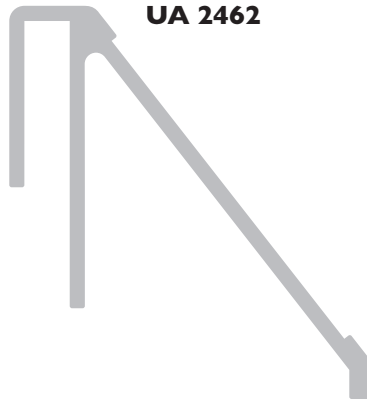
UA 1348
29mm TICKET HOLDER
kg/m 0.115 P 76
OAD 32 x 3

UA 1973
39mm TICKET HOLDER
kg/m 0.221 P 105
OAD 42.37 x 9

UA 2462
50mm TICKET HOLDER
kg/m 0.762 P 265
OAD 52 x 48

UA 2482
35mm TICKET HOLDER
kg/m 0.154 P 99
OAD 38.2 x 4.7

UA 2483
22mm TICKET HOLDER
kg/m 0.110 P 73
OAD 25 x 4.7

UA 2482**UA 2483****UA 1347****UA 1348****UA 2462****UA 1973****UA 1346**

DIAGRAMS ACTUAL SIZE UNLESS
OTHERWISE INDICATED.
DIAGRAMS ARE SCHEMATIC ONLY
AND NOT INTENDED AS
SPECIFICATION DRAWINGS.
OAD = OVERALL DIMENSIONS
P = EXT PERIPHERY

© ULLRICH ALUMINIUM CO LTD